



2022

# ANNUAL Report



# ABOUT US

The New Lenox Community Park District was incorporated on May 9, 1969. The District encompasses an area of approximately 32 square miles, following the New Lenox Township boundaries, servicing all of the Village of New Lenox, Illinois with the remainder being unincorporated Will County. The District is located approximately 36 miles southwest of the City of Chicago and 1 mile east of the City of Joliet. Neighboring communities include Joliet to the west, Homer Glen to the north, Manhattan to the south, and Mokena and Frankfort to the east. The District estimates its population to be 68,000.



**Mark Ott, Jr.**  
Commissioner




**Brian Fischer**  
Vice President



**Ted Schulz**  
President



**Garry Kraemer**  
Treasurer



**Dale Larson**  
Secretary

A five-member Board of Commissioners elected at large for four-year terms governs the District. The Board is responsible, among other things, for setting policies, adopting the budget, appointing committees, and hiring the District's Executive Director. The Executive Director carries out the policies of the Board, supervises day to-day operations of the District and hires the administrative staff.



Partnerships with the Village of New Lenox, New Lenox School Districts 122 & 210, as well as Athletic Associations has enabled the District to further expand our services while maintaining a stable property tax rate.

## QUALITY VALUE COMMITMENT

## MISSION

To provide safe recreational opportunities through diverse programs, facilities, and open space, with the overall goal being improvement of the quality of life in our community.



The New Lenox Community Park District strives to deliver exceptional value to our community. In addition to contributing to the overall quality of life, here is a snapshot of some of the outstanding parks and facilities that our residents can enjoy:

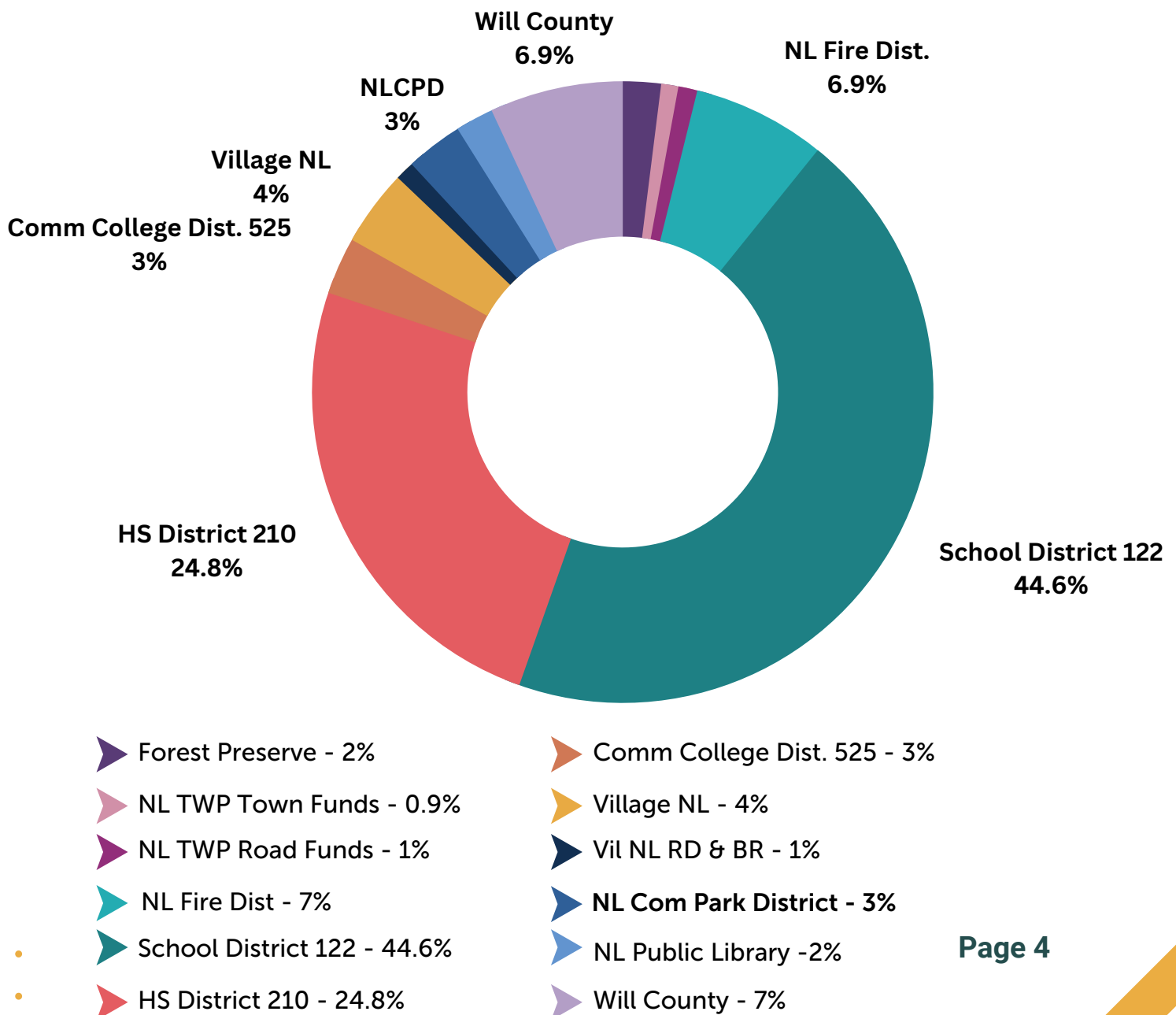
**597** ACRES OF PARK LAND  
**38** PLAYGROUNDS **3.53** MILES OF PARK TRAILS  
**39** PICNIC Shelters **2** SPLASH PADS  
**1** 18-HOLE DISC GOLF COURSE  
**5** BUILDINGS **15** BASEBALL FIELDS  
**6900** YARD GOLF COURSE  
**30** DRIVING RANGE STATIONS **11** FISHING PONDS  
**14** SOFTBALL FIELDS **10** BASKETBALL COURTS  
**1** SKATE BOARD PARK **21** Soccer Fields **4** TENNIS COURTS





# YOUR TAX DOLLARS

Your property tax bill is split between many different local bodies of government that provide you with a variety of services. The New Lenox Community Park District serves residents in New Lenox. As a percentage of your total tax bill, the New Lenox Community Park District represents 3% of a New Lenox resident's tax bill.



# ACCOMPLISHMENTS AND CAPITAL IMPROVEMENTS

Page 5

## Leigh Creek South Park

- Completion of work on the new Leigh Creek South Park development project. Approximately 50% of the project was funded through OSLAD Grants and other donations through the Lincolnway Special Recreation Association's fundraising events.



## Fitness Court

- Completion of work on the Fitness Court. This project was funded by a \$25,000 grant from National Fitness Campaign (NFC). In addition to a Village of New Lenox match, Silver Cross Hospital and numerous community sponsors.



## Sky Harbor Park

- The District was awarded an OSLAD matching grant in 2021 from the Illinois Department of Natural Resources to help build a new park at Sky Harbor. Work began in Spring of 2021 and planned completion is scheduled for late Fall of 2022. The Park includes creative play area, FitCore challenge courses, tennis/pickleball courts, shelters, bocce ball and bag toss areas.



## Sanctuary Golf Course

- Exterior upgrades at the Golf Course, a new pump for the irrigation system and purchase of a new grinder for equipment repairs.



## Maintenance Projects

- Addition of two zero-turn mowers and a field striper/painter for park maintenance.
- Roof replacement and security system upgrades at the Administrative building.





# UPCOMING INITIATIVES

Page 6

- The District will continue to devote resources toward maintaining, improving, and expanding its parks and playgrounds. Upcoming improvements include; installation of a new tot lot playground at Bristol park, and a renovation of the disc golf course at Haines Park.
- The District will continue to work on renovating parks that do not conform to the Americans with Disabilities Act. Various park and athletic sites are scheduled to have accessible walkways, playground surfaces and concrete platforms renovated and added to meet the Americans with Disabilities Act specifications.
- The Golf Course will install of a new control panel for the irrigation system, and purchased a replacement golf cart fleet.
- The District's Recreation program registrations continue to increase to pre-pandemic levels. The before and after school program continues to be in higher demand.
- The District continues to expand its use of technology to accommodate remote and mobile workers and continues to move toward a more paperless environment. Technology improvements are also being made.



## What's Next...

NEW LENOX  
COMMUNITY  
PARK DISTRICT

### Hibernia Park Phase II

OSLAD 2021 Submission



August 2022, The New Lenox Community Park District was awarded an OSLAD matching grant from the Illinois Department for Natural Resources to help fund the Hibernia Park Phase II Development. Plans include the addition of a combination building with a pavilion, concessions, mechanical storage room and restrooms, as well replacing/installing a 50% bigger splash pad, and expanding the existing boat dock, including an accessible kayak launch.

The New Lenox Community Park District also has begun architectural and engineering planning to develop the Water Chase Park, in the Water Chase Estates subdivision. Plans are to submit a request for OSLAD grant funds in the Fall of 2022 for anticipated work to begin in the 2024 fiscal year.

# FINANCIAL HIGHLIGHTS

- The assets and deferred outflows of resources of the District exceeded its liabilities and deferred inflows of resources by \$27,738,661 on FYE April 30, 2022.
- Total net position increased from \$26,586,903 to \$27,738,661 as a result of operations over the course of the year. In the fiscal year that ended April 30, 2022, the Board continued the implementation of a 5-year plan to build fund reserves in order to support favorable bond ratings.
- Property taxes collected totaled \$3,398,544 compared to the prior year collections of \$3,271,308. This increase of \$127,236 was the result of a 3.9% increase in the overall assessed valuation, along with a .4% decrease in the tax rate.
- The District continues to have the ability to devote resources toward maintaining, improving, and expanding its parks, playgrounds, and facilities. In the year ending April 30, 2022, \$1,328,672 was spent in the governmental funds on capital outlay for the District's improvements.
- The District's outstanding general obligation debt was \$378,000 as of April 30, 2022. This reflects the retirement of \$182,000 in debt.



## AWARDS

### Government Finance Officers Association (GFOA) awards a Certificate of Achievement for Excellence

- The Government Finance Officers Association (GFOA) awards a Certificate of Achievement for Excellence in Financial Reporting to governmental entities who publish an easily readable and efficiently organized Annual Comprehensive Financial Report (ACFR). This report must satisfy both generally accepted accounting principles and applicable legal requirements.





# NET POSITION


The District's net position is comprised of its net investment in capital assets (e.g., land, buildings, improvements, infrastructure, machinery and equipment, vehicles, and construction in progress, less any related debt used to acquire those assets that are still outstanding), restricted and unrestricted net position.

**Governmental activities:** Governmental activities increased the District's net position by \$825,487. Key elements of the increase include:

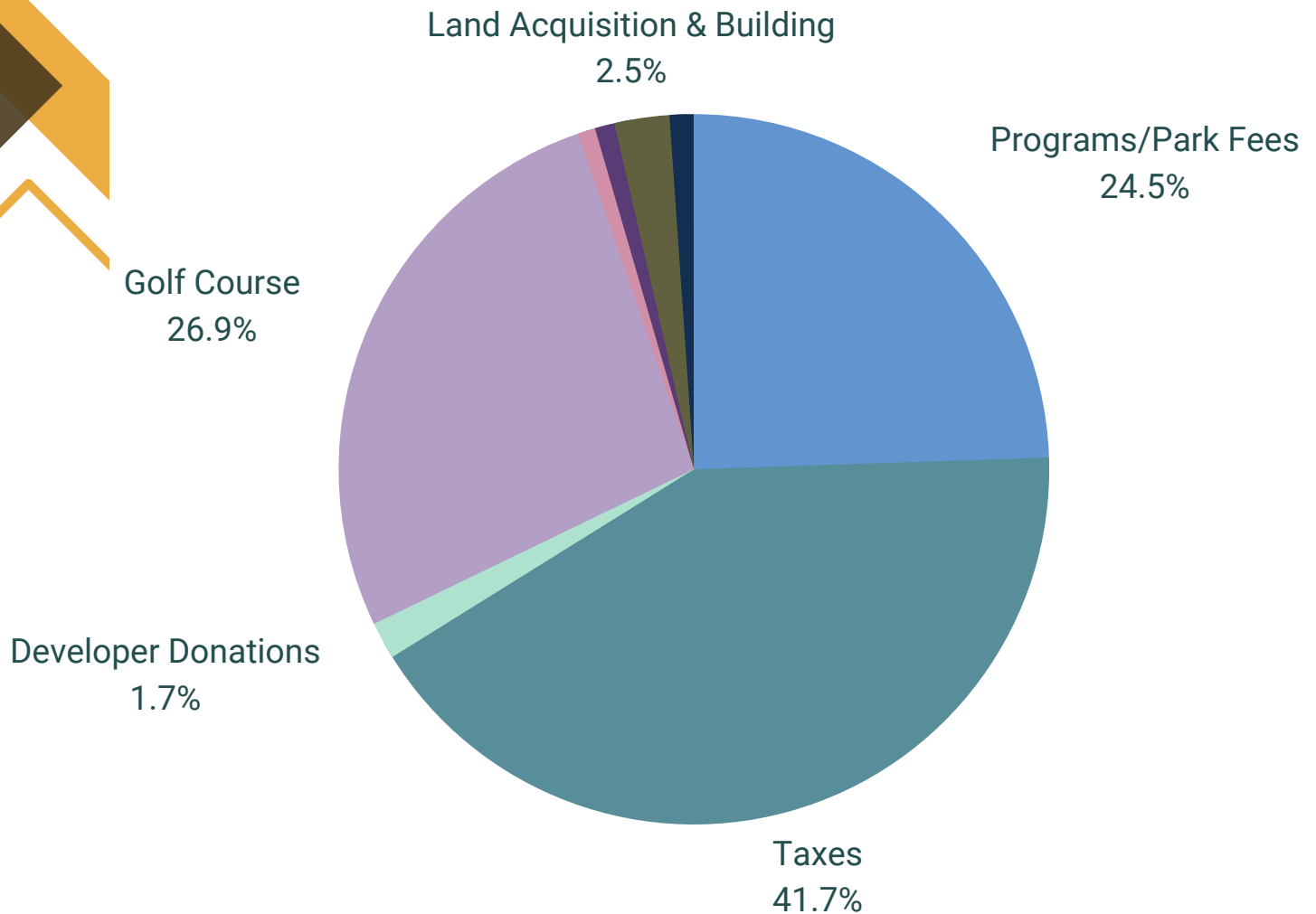
- Registration fees for Recreation programs increased by 172%, or \$1,056,974, to a total of \$1,671,557. Participation in programs is recovering after the disruption from the COVID-19 pandemic but have not yet fully reached pre-pandemic levels.
- Capital contributions and grants increased by 5%, or \$24,811, to a total of \$522,750. The District received the final payment on the Illinois Department of Natural Resources OSLAD grant for Leigh Creek South, and developer donations for Heather Glen, Jacob's Field, and other park projects.

**Business-type activities:** The financial results of the overall business-type activities for the fiscal year showed an increase in net position by \$326,271. Key elements of this increase include:

- The Golf Course generated an increase in net position of \$283,398 to \$2,885,804. Green fees and cart rentals increased 2.7%, or \$37,941, to \$1,441,438. Pro shop revenue increased 45.9% or \$67,509 to \$214,644. Revenue gains were offset by rising operating costs, which increased 20.7%, or \$320,523, to \$1,869,310.
- The District also generated an 86.6% increase in net position of \$42,873 to \$92,390 from other proprietary fund activities. Operating revenue is starting to recover from the impact of the COVID-19 pandemic.



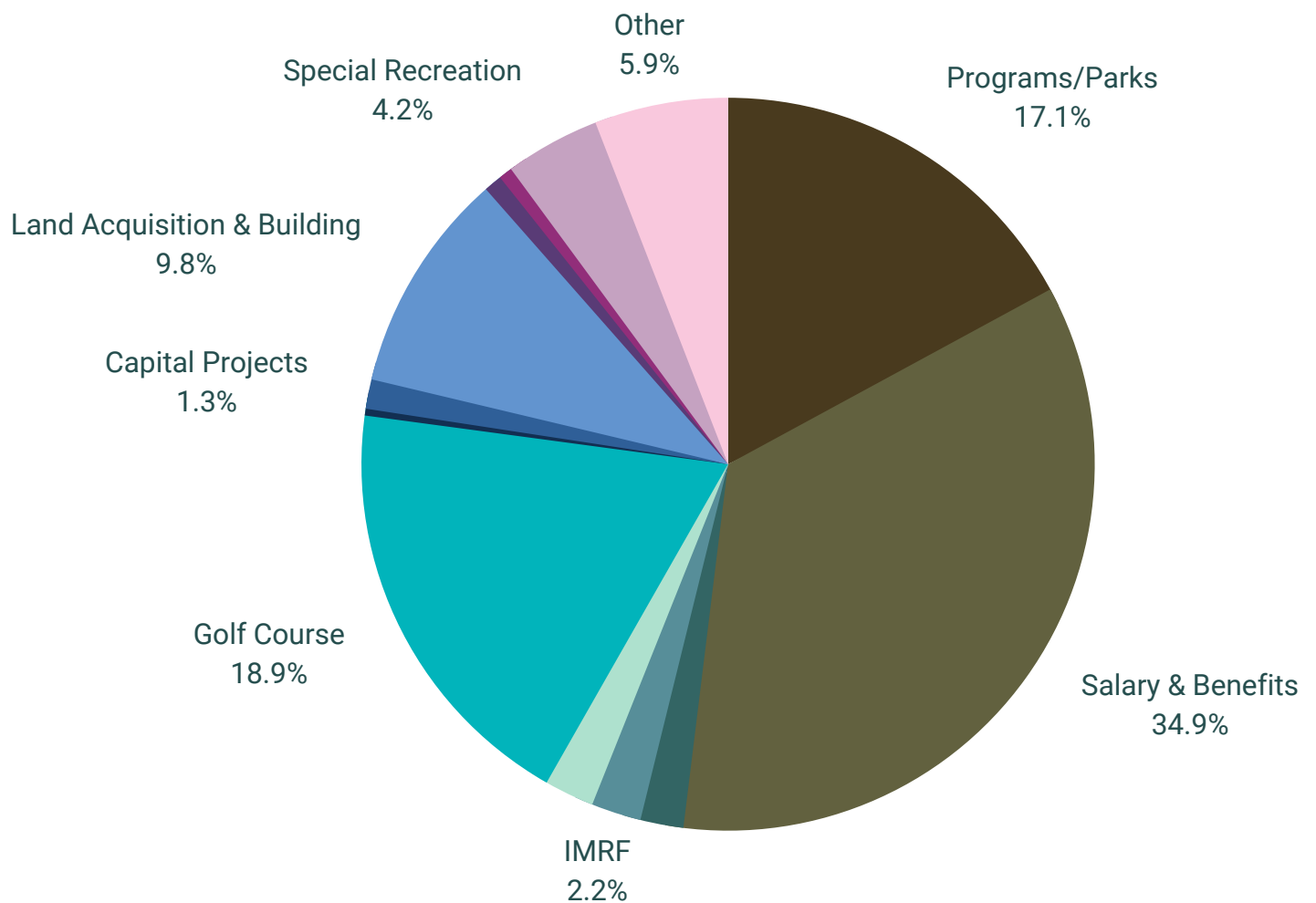
# REVENUE



Fund	Total by Fund	Percentage
▶ Programs/Parks	1,998,354.44	24.5%
▶ Taxes	3,398,543.28	41.7%
▶ Developer Donations	137,884.51	1.7%
▶ Golf Course	2,193,729.15	26.9%
▶ Enterprise	69,007.67	0.8%
▶ Capital Projects	74,168.26	0.9%
▶ Land Acquisition & Building	201,836.54	2.5%
▶ Other	85,999.46	1.1%
<b>YTD Totals:</b>	<b>8,159,523.31</b>	<b>100.00%</b>



# EXPENDITURES



Fund	Total by Fund	Percentage
► Programs/Parks	1,521,960.10	17.1%
► Salary & Benefits	3,101,666.78	34.9%
► FICA	168,545.71	1.9%
► IMRF	191,186.72	2.2%
► GO Bonds	194,544.00	2.2%
► Golf Course	1,676,676.56	18.9%
► Enterprise	30,852.52	0.3%
► Capital Projects	112,051.82	1.3%
► Land Acquisition & Building	874,144.63	9.8%
► Liability Insurance	70,883.37	0.8%
► Street Light & Paving	56,431.68	0.6%
► Special Recreation	370,729.37	4.2%
► Other	520,849.23	5.9%
<b>YTD Totals:</b>	<b>8,890,522.49</b>	<b>100.0%</b>

# IN CLOSING

The New Lenox Community Park District's 2021-2022 Annual Report provides highlights of the District's accomplishments, finances, activities, events, and projects undertaken during fiscal year ending April 30, 2022. It also provides an overview of where we intend to go in the fiscal year ending April 30, 2023.

The District's total net position increased 4.33%, in fiscal year ending April 30, 2022. The increase is the result of improved revenues in the Golf Course Fund, as well as increased capital grants. The District also saw improved revenue in the Recreation Fund, as programs began to return to normal after the disruption of the COVID-19 pandemic.

Financial data was drawn from the 2021-'22 Comprehensive Annual Financial Report, which can be viewed in its entirety online.

Questions or feedback concerning any of the information provided may be directed to Executive Director, Greg S. Lewis, CPRP at [glewis@newlenoxparks.org](mailto:glewis@newlenoxparks.org) or Director of Business Services, Kathy Lynch at [Klynch@newlenoxparks.org](mailto:Klynch@newlenoxparks.org).

# CONTACT US



815-485-3584



[newlenoxparks.org](http://newlenoxparks.org)



701 W. Haven Avenue  
New Lenox, IL 60451

FOLLOW US

